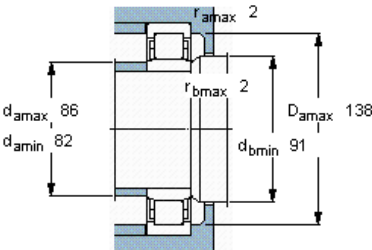
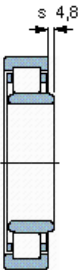
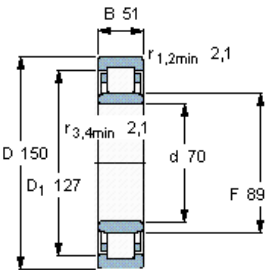
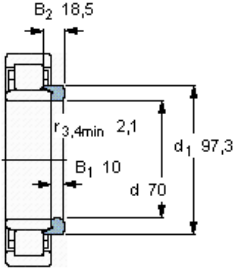


Cylindrical roller bearings, single row

Principal dimensions			Basic load ratings		Designation	Angle ring
d	D	B	dynamic C	static C0	* SKF Explorer bearing	Designation
mm			kN		-	-
70	150	51	315	325	NU 2314 ECP *	HJ 2314 EC



Calculation factors
k_r 0,25
e 0,3 γ 0,4



HJ 2314 EC
Mass kg 0,34